

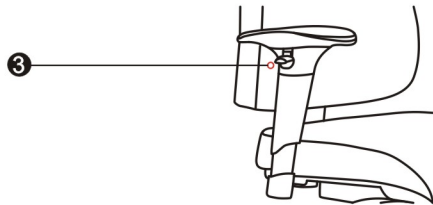
Seat height adjustment:

To raise the seat height, remove weight from the seat and pull up on the height adjustment lever (1), release the lever when reaching the desired position.

To lower the seat height, while seated, pull up slowly on the height adjustment lever (1) until the seat is at the desired height.

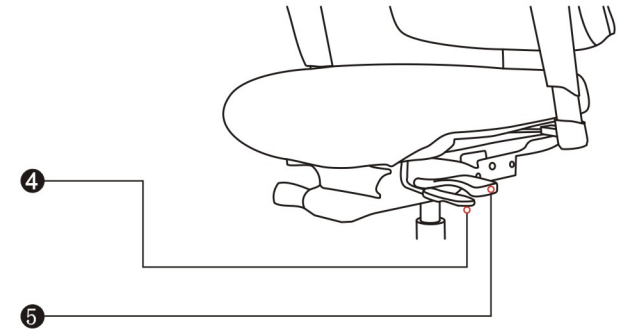
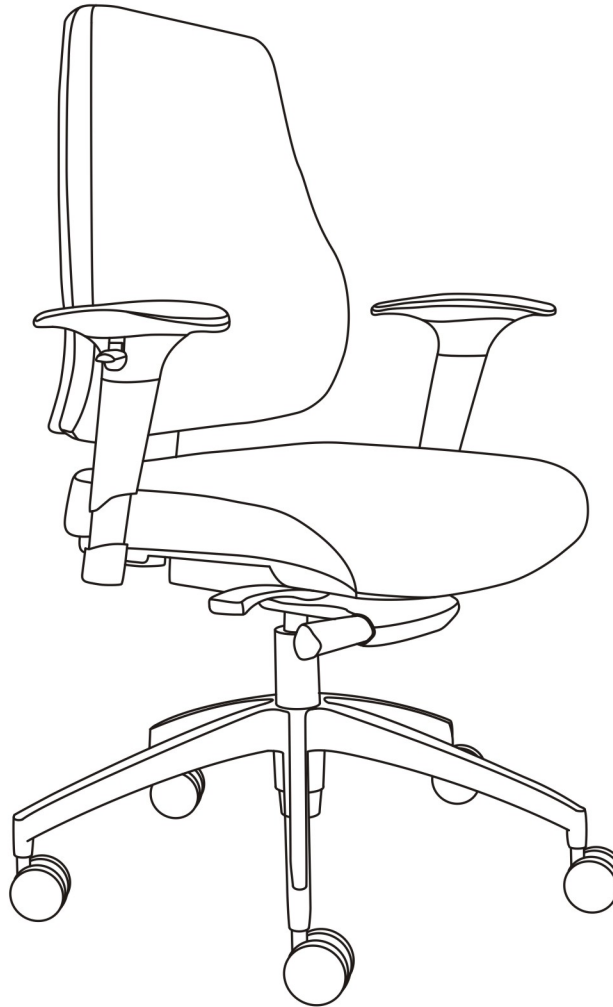
Seat tilt tension adjustment:

To adjust the seat tilt tension, turn the tension adjustment handle (2) on the mechanism to desired tension, turn clockwise or anticlockwise.



Armrest adjustment:

To rise up or lower down the armrest, pull up the button (3) on the armrest and move up or down.



Seat depth adjustment:

To enlarge the seat depth, pull up the seat slider lever (4) and move forward to desired position, then release the lever (4). To go back to the first position, pull up the seat slider lever (4) and remove body weight from the seat, then seat can go back automatically.

Seat tilt lock/unlock adjustment:

To lock tilt function, lie backward the backrest to desired position, then pull up the lock/unlock lever (5).

To go back to the first position, push down the lock/unlock lever (5), and lie backward again, then the backrest can return.