
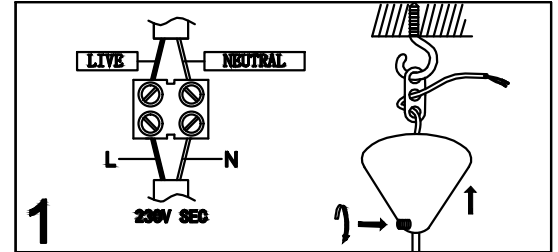



INSTRUCTION MANUAL

Model: Ball Ball Ø25 Opal



INSTRUCTION MANUAL

- 1 Follow the instruction sketch.
- 2 Make sure power is OFF on the outlet, before beginning the installation.
- 3 Insert the light bulb.
- 4 Go through point 1 to 2 before connecting the lamp to the power.

230V.1xE27 .MAX 60W



