

borg &
overström

b3



A re-imagined classic

Built from the strong foundations set by the b2 range, this product boasts additional features including a larger dispense area, integrated cup dispenser and the option of sparkling water.



Power requirements

Hertz 50/Volts 220-240

Max power consumption

Chilled & Ambient 100W

Chilled & Hot 550W

Chilled, Ambient & Hot 550W

Chilled, Hot & Sparkling 640W

Chilled, Ambient & Sparkling 140W

Chilled temperature

Min 2°C/Max 11°C

Hot temperature

Max 92°C

Throughput litres per hour

Chilled 22/Hot 6

Dimensions

Floorstanding

Countertop

Dispense height

WxDxH

325x380x1065mm

325x380x475mm

210mm

Key Features

- Touch panel button controls
- Auto lit dispense area
- Integrated cup dispenser
- Shrouded faucet for hygienic protection
- Floorstanding or countertop
- Available in direct chill or reservoir
- Chilled, ambient, hot and sparkling

Available accessories

- Waste Kit
- Leak Detection Kit
- Wall Bracket Set
- Cup Dispenser Blanking Plate
- Sparkling Refill (CO₂ E290)
- CO₂ Regulator with Gauge
- Sanitisation Kit
- Install Kit with Filter
- Waste Kit with Level Sensor
- Blue Tint Cups



Water options




Chilled



Ambient

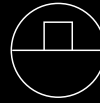


Hot




Sparkling

Configuration



Countertop



Floorstanding

Recommended environment



Offices



Hospitality



Healthcare



Education



Leisure

Number of users



6–10



11–25

b3 Models

Reservoir, Floorstanding, Chilled, Ambient— 104910

Reservoir, Floorstanding, Chilled, Hot— 104110

Reservoir, Countertop, Chilled, Ambient— 104210

Reservoir, Countertop, Chilled, Hot— 104310

Direct Chill, Floorstanding, Chilled, Ambient— 104410

Direct Chill, Countertop, Chilled, Ambient— 104510

Direct Chill, Countertop, Chilled, Hot— 104615

Direct Chill, Floorstanding, Chilled, Ambient, Hot— 104715

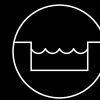
Direct Chill, Floorstanding, Chilled, Hot, Sparkling— 104810

Direct Chill, Floorstanding, Chilled, Ambient, Sparkling— 104815

Water system



Direct Chill



Reservoir

Borg & Overström Direct Chill utilises innovative technology to chill water instantly. We recommend this system for more demanding environments because of its optimum dispense performance and unrivalled hygienic qualities. Superior to the gravity fed Reservoir system, Direct Chill technology chills water on demand for the ultimate drinking experience.

Phone
+44 (0)1362 695 006
Email
sales@borgandoverstrom.com

borgandoverstrom.com

Distributed by

Ref: 838102
Version: 13012015